

Population mobility in 2015

89% of the population were on the move at least once outside their house on an average day



Share of households with car(s). bicycle(s)

Share of population with public transport season ticket(s)

78%



65%



57%

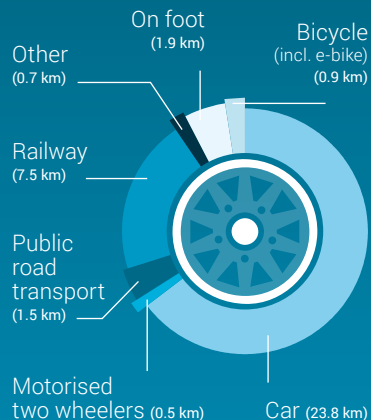


1.6 persons

Average occupancy of cars

36.8 km

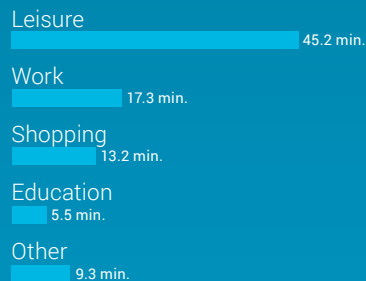
Daily distance per person, in Switzerland



90.4 minutes

Daily travel time per person, in Switzerland

(including 8.2 min. waiting and transfer time)



24 849 km

Annual mobility per person, in Switzerland and abroad

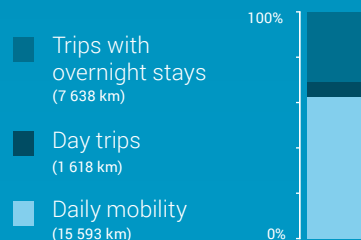
of which



8 986 km
by aeroplane



11 095 km
abroad



Schweizerische Eidgenossenschaft
Confédération suisse
Confederazione Svizzera
Confederaziun svizra

Swiss Confederation

Federal Statistical Office FSO

Federal Office for Spatial Development ARE